




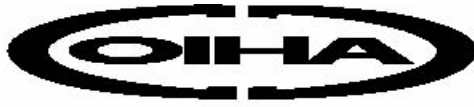
**OHIO INTERSCHOLASTIC HORSEMANSHIP ASSOCIATION**



# **Ohio Interscholastic Horsemanship Association**

## **Constitution and By-Laws**

Revised on 08/08/2017



## OHIO INTERSCHOLASTIC HORSEMANSHIP ASSOCIATION

### Constitution and By-Laws

#### Preamble

This constitution and its by-laws were established to facilitate interscholastic competition. They will encourage a cooperative and democratic process of good horsemanship, sportsmanship, and promote a sound program of educational enrichment.

#### Article I – Name

The name of this organization shall be the Ohio Interscholastic Horsemanship Association (O.I.H.A.).

#### Article II – Purpose

The purpose of this organization is to promote continuous growth in programs fostering horsemanship education, to sponsor activities to encourage interscholastic participation, and to have cooperative adult supervised leadership (advising) for all students in grades 9 through 12. Those who meet and follow the association rules and regulations found in the by-laws may participate regardless of race, creed, or national origin.

#### Article III – Goals

- A. Through association, leadership, and coaching, it the goal of the OIHA organization that student members achieve whatever enjoyment and benefits possible as a result of participating as showmen/women in horsemanship education and interscholastic competition.
- B. The OIHA and advisors will involve each equestrian student to the extent possible in team competition.
- C. The OIHA and advisors will provide situations where each equestrian team member can be exposed to cooperative working experiences that lead to common group goals.
- D. The OIHA and advisors will expose each equestrian team member to opportunities which enable them to experience good leadership, fair play, horsemanship, a sense of honesty, character, pride, and good sportsmanship at all times.
- E. The OIHA and advisors will provide, conduct, and host equestrian interscholastic programs with proper instructions, coaching methods, and conditioning rules for the health, safety, and welfare of each participant and animal involved.



## OHIO INTERSCHOLASTIC HORSEMANSHIP ASSOCIATION

### Article IV – Membership

#### A. Current Membership

1. Students in grades 9 through 12 interested in competing on an equestrian team shall be eligible for team membership providing the student has a registered adult advisor. A Code of Conduct is to be determined at team's discretion. Refer to General Rules, Article VII – Competition.
2. Registered Adult Advisor: The registered adult Advisor shall submit in writing, annually, to the OIHA Executive Board, an application for membership in the Association
3. Registered Assistant Adult Advisor: The registered assistant adult Advisor shall submit in writing, annually, to the OIHA Executive Board an application for membership in the Association.
4. Registered Adult Volunteer: The adult Volunteer shall submit in writing, annually, to the OIHA Executive Board an application for membership in the Association.

**B. Patron Membership** – Reserved for people who wish to give a financial contribution support the OIHA as an individual, business, or organization even though they may not wish to take an active part in the organization. Their names would appear on a roster listing as a Patron Member.

**C. New Teams** – Team application for membership in this association shall be made in writing to the OIHA Board of Directors Chairperson, whenever possible by June 1<sup>st</sup>, for the upcoming fall season.

**D. Withdrawal** – Withdrawal intent must be submitted to the OIHA Executive Chairperson in writing.

**E. Re-Admission** – Shall be the same procedure as that governing the admittance of new members.

**F. Removal** – A team or individual may be dropped from the OIHA by a majority vote of the Board of Directors.

**G. Membership Voting** – After notification of withdrawal has been accepted, the individual or team dropping shall have no vote.

**H. Inactive Teams** – A team that has not competed for 2 or more years shall be deemed inactive and relinquishes their voting rights. They must submit a written request for re-admission into the association as stated in Rule C – New Teams.

**I. Financial Obligation of Members** – All financial obligations to OIHA shall be met prior to the beginning of first show. Failure to do so will result in termination or suspension of member privileges/participation in OIHA.

**J. All Scholarship entries must be turned into District Chairs by October 20**



## OHIO INTERSCHOLASTIC HORSEMANSHIP ASSOCIATION

### Article V – Government Procedures

#### A. Governing Body:

1. The leadership of OIHA shall be vested in its Board of Directors and the Executive Board.
2. The Board of Directors of the adult advisors from each team that makes up OIHA.
  - a. The duties/responsibilities of the Board of Directors shall have the power to amend such Constitution, By-Laws, and Rules and Regulations Governing Competition as may be necessary in carrying out the provisions of the organization. Any amendment to the Constitution, By-Laws, or Rules and Regulations Governing Competition shall be made only during the annual winter meeting. Proposed changes must be submitted to the Chairperson and the Rules Chairperson by e-mail or postal if e-mail is unavailable, two (2) weeks prior to the annual winter meeting. The rule changes will then be put on the OIHA website (oihaonline.org) to be accessed by each team advisor prior to the annual meeting.
  - b. District Chairperson: A registered adult advisor, assistant adult advisor, or adult volunteer who is elected by a majority vote, annually, of the registered adult advisors in a district.
3. The Executive Board members are elected by the membership. The Executive Board shall conduct the day-to-day administration of OIHA.
4. By-law changes can only be made during the annual winter By-Law meeting. Proposed changes must be submitted in writing to all Board of Directors members at least two (2) weeks prior to the meeting (See Article V, Sections C5 and C6).

**B. Quorum** – A quorum shall be those member teams present at any properly called meeting.

#### C. Voting: (This pertains to the annual meeting and all district meetings)

1. The registered adult advisor or person designated by the advisor representing their team shall cast one vote. Votes shall be one per team.
2. All official decisions shall be, unless otherwise stated in this Constitution, by a majority vote of the Board of Directors and Officers present and voting.
3. Delegation of votes shall be restricted to members identified at the beginning of the meeting representing their team and logged into the meeting minutes. An Advisor who is unable to attend meetings must notify by phone the Chairperson, Vice-Chairperson, or Recording Secretary prior to said meeting who is to be the voting representative for said team.
4. Proposals need a majority vote to pass (one over half the quorum).
5. The constitution shall be amended by a 2/3 vote of the advisors present at the annual winter By-Law meeting provided notice of any proposed amendment shall have been given to all members of the Board of Directors not less than two (2) weeks previous to said meeting.
6. All rule changes must be submitted in typed form, with page number, article, and/or section. The whole section will be typed with the change.



## OHIO INTERSCHOLASTIC HORSEMANSHIP ASSOCIATION

### D. Board of Director Executives and Their Duties:

#### 1. Chairperson

- a. Call Board and Special Meetings
- b. Prepares the Agenda
- c. Acts as a General Chairperson of meetings
- d. Appoints chairpersons for committees
- e. Acts as Chief Executive Officer for the OIHA
- f. Conducts meetings under parliamentary law
- g. Act as Chairperson of financial committee

#### 2. Vice-Chairperson

- a. Assists the Chairperson in the performance of his/her duties
- b. Acts as Chairperson in the absence of the appointed Chairperson
- c. Assumes temporary responsibilities of any vacated Officer's post until the vacated post is filled by appointment of the OIHA Board of Directors Officers for the remainder of the year.
- d. Acts as Chairperson of standing committees (see below) as assigned/agreed upon.

#### 3. Secretary

- a. Keeps the minutes of Board meetings
- b. Maintains an updated OIHA membership list
- c. Handles all correspondence of the Board of Directors including all mailings, notices, bulletins, etc.

#### 4. Treasurer

- a. Acts as custodian of all OIHA funds
- b. Keeps records of assets, liabilities, income, and expenses reporting at each meeting in keeping the Board updated as to funds
- c. Acknowledges all contributions
- d. Submits an annual financial statement to all Board of Directors and Officers
- e. Has responsibility for all of OIHA's bank checking and savings accounts

#### 5. Rules Chairperson

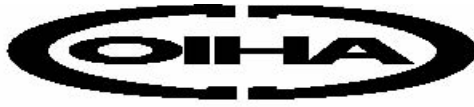
- a. Acts as Chairperson of rules committee
- b. Handles all rule recommendations from the state membership at the annual meeting
- c. Reviews rules on yearly basis and recommends changes
- d. Assists at the state meet as a part of the Executive committee

#### 6. Historian/Media Chairperson

- a. Keeps an account of the meet scores, district champions, and other pertinent information for the state Association
- b. Assists with press releases and/or other interviews with media representatives

### E. Elections

1. Officers of the Executive Board shall be elected to serve a term of one year.
2. All elected Officers are eligible for re-election.
3. Election of Officers will be held during the winter By-Law meeting by nominations and secret ballot voting with the Secretary and one general Board of Directors member appointed by the Chairperson to count the votes.



## **OHIO INTERSCHOLASTIC HORSEMANSHIP ASSOCIATION**

4. All member of the Board of Directors are considered potential OIHA Officers.  
Nominations will be accepted from the floor at the annual winter By-Law meeting.

### **F. Standing Committees of the Association shall include:**

1. Judges Committee – to choose judges for the upcoming season’s State Meet.
2. Awards Committee – to obtain meet and state championship awards
3. Bit Committee – to inspect bits at state meet
4. Scholarship Committee – to collect and review applications
5. Pattern Committee- develop and approve patterns for each show season. To be completed by May 1<sup>st</sup>.
6. Additional committees may be formed as needed

### **G. Statement of Dissolution**

In the event the OIHA should decide to dissolve, the assets of the organization will be donated to the charity(s) chosen by the Board of Directors.

## **Article VI – Meetings**

### **A. Monthly Meetings**

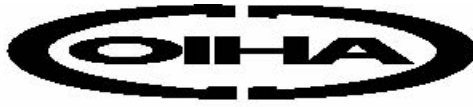
1. General Sessions will be held as needed.
2. Special meetings may be called at any time by the Chairperson upon the request of at least three (3) members of the Board of Directors. The Board of Directors and Executive Board shall be notified at least two (2) days prior to the meeting date unless there is an extreme emergency.
3. The Annual Winter Meeting shall be held prior to April 1<sup>st</sup>.

### **B. Agenda for Meetings**

1. Call to Order
2. Roll Call
3. Proof of Notice
4. Secretary’s Report – Approval
5. Treasurer’s Report – Approval
6. Added Agenda Items
7. Old Business
8. New Business
9. Committee Reports
10. Adjournment

### **C. Committee Meetings**

1. The Chairperson of a committee will call for committee meetings as often as deemed necessary to complete the tasks of the committee. A progress report will be submitted to the Board of Directors at general meetings.
2. The Chairperson of the organization may also call for committee meetings.



## OHIO INTERSCHOLASTIC HORSEMANSHIP ASSOCIATION

### By-Laws & General Rules

#### Article VII – Competition

##### A. State Meet Class Order shall be. (Suggested Class order for District Meets)

1. Western Showmanship
2. Hunt Seat Showmanship
3. Saddle Seat Showmanship
4. Saddle Seat Equitation
5. Saddle Seat Pattern
6. Saddle Seat Bareback
7. Hunt Seat Equitation
8. Hunt Seat Bareback
9. Equitation Over Fences
10. Western Horsemanship
11. Western Bareback
12. Trail Class-Any seat
13. Western Riding/Reining
14. Barrels
15. Poles
16. 2-Person Relay Race
17. Timed Event Pattern #1, 2, 3, or 4

##### B. Points Awarded for each Event:

First Place	8 Points
Second Place	7 Points
Third Place	6 Points
Fourth Place	5 Points
Fifth Place	4 Points
Sixth Place	3 Points
Seventh Place	2 Points
Eighth Place	1 Point

At the district level, placing ties not broken by the Judge shall remain tied. Tied entrants shall receive equal points. The next lower placed team shall not receive more points than the tied teams. Points will be determined by this calculation – the number of points awarded for the winning placing, added to the next lower number of points for each team involved in the



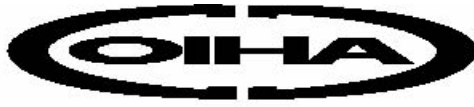
## OHIO INTERSCHOLASTIC HORSEMANSHIP ASSOCIATION

tie, then that point total will be split evenly among the tied teams. The next place finisher (team) not involved in the tie will receive the placing and points following (the number of) the teams involved in the tie.

Examples:

- a. A two team tie for first place will be calculated by adding 8 points (1st place) + 7 points (2nd place) = 15 points. 15 points, divided by 2 = 7.5 points per tied team. (8 + 7 = 15 divided by 2 = 7.5). The next place finisher will be awarded 3rd place and 3rd place points = 6 points.
- b. A three team tie for 2nd would be 7 points (2nd place) + 6 points (3rd place) + 5 points (4th place) = 18 points divided by 3 = 6 points p tied team (7 + 6 + 5 = 18 divided by 3 = 6). The next place winner will be 5th place, receiving 5th place points = 4 points.
- C.** The team that has the highest number of points in each division at the completion of all events shall be considered the winners.
- D.** In the event of a tie, the team that accumulated the most first places would be the champions.  
District-The most from all three shows  
State- The most from that state meet
- E.** Meets shall be judged according to the rules found in the Handbook under the Rules and Regulations section. Judges are responsible for the placing of the competitors in each class. The judge's decision is final.
- F.** Registration for events shall be submitted for the entire team by the head advisor no later than 9:00 PM the night before the event, by phone, e-mail, or website. Changes to that registration "only" may be made up until a ½ hour before that show begins. After this point, only scratches may be made, and there will be no adding to classes. No changes may be made once the show starts except in the event of a sudden illness or injury to a horse or rider on site. In this case, a substitution would be permissible as long as the affected class is not detained. "Substitution" means that another horse/rider combination(s) may fill the slots allotted to the rider who could not complete his/her classes. This will include any of the classes that are left. "Scratches" must be verified by an advisor, preferably on the designated form.
- G.** An advisor is to request all tack changes to the entry table. Tack changes will be limited to ten (10) minutes with the timing to begin when the last horse from the previous class leaves the ring. The announcer or ringmaster will use a timer or stopwatch to time the tack changes.
- H.** All classes should be announced over the Public Announcement system before a rider can be disqualified for not showing up. Failure by the Show Committee to have the class announced at least five (5) minutes in advance to the start of the class will preclude the disqualification for tardiness.
- I.** For classes which have an announced time limit or period for riders to complete their pattern/performance, specifically Trail and Western Riding/Reining, those time limits shall be strictly enforced. It will be at the discretion of the Show Committee to determine, in advance, during the meet if conditions on that day necessitate a change. Riders not appearing in the time allowed shall be disqualified.





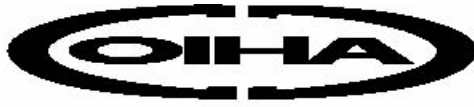
## **OHIO INTERSCHOLASTIC HORSEMANSHIP ASSOCIATION**

- J.** The District Chairperson shall designate teams to be responsible for setting up and working the gate for certain classes. This can be done on a meet-by-meet basis or for the entire season. Coaches are responsible to let their teams know what classes they are to help with.
- K.** All participants in a class must display their entry number on their back or on both sides of their mount as appropriate for the type of class. Failure to do so will result in disqualification from the class.
- L.** A participant not entering the assigned split will be disqualified.
- M.** The District Chairperson is responsible for all on-site activities other than judging. All complaints regarding, but not limited to, rider/team conduct and safety will be directed to the District Chairperson.
- N.** Any claimed infraction of OIHA rule during competition must be registered (protested) with the District Chairperson by a registered adult advisor prior to the commencement of the second following class. The start of judge of the next class constitutes a waiver of any alleged violation of OIHA rules. The District Chairperson will notify the judge through the ringmaster of the grievance. Otherwise, the judge's decision is final.
- O.** Depending on arena size and condition, there will be a limited number of entries allowed in the arena at any given time. These numbers will be agreed upon by the coaches at the morning meeting before the start of the meet.

### **Article VIII – Organization of Districts**

Seasonal competition in O.I.H.A. is arranged so that the equestrian teams may play other neighboring O.I.H.A. teams regardless of school or team size. This system preserves traditional interscholastic rivalries and minimizes travel.

- A.** A District is a grouping of high school teams within a geographical area having a minimum of 3 and a maximum of 20 high school teams.
  - 1. A District must hold three (3) qualifying meets for each high school team per season in order to send teams to the OIHA State Championship Meet barring any unforeseen natural disasters.
  - 2. Each District must have a District Chairperson (a registered adult advisor or a registered adult volunteer elected by a majority vote of the registered advisors within the District) who is responsible for overseeing the seasonal competition within the District.
    - a. The Districts are responsible for the selection of judges, meet locations, planning meet dates, and any plans necessary to organize their series of meets for the fall competition. Under no circumstances shall any team, without express authority from the District Chairperson be allowed to hire any judges for their district meets.
    - b. A person cannot judge a district meet and the state meet in the same year.
    - c. The District Chairperson, in consultation with the registered adult advisors, is responsible for all safety issues of competition within said District.
    - d. Each District Chairperson and/or District Treasurer will handle all financial matters of the district and submit an annual District Financial Report. Covering income and expenditures from Jan 1 through Dec. 31 and year-end balance, to the State Treasure



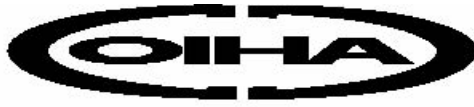
## **OHIO INTERSCHOLASTIC HORSEMANSHIP ASSOCIATION**

- no later than the Annual Winter Meeting of the next year. All financial statements are available to the public.
- e. Each District Chairperson will receive an annual Team Financial Report, covering income and expenditures from Jan. 1 through Dec. 31 and year-end balance, from each advisor by January 1st. All financial statements are available to the public.
  - f. Each District Chairperson will be responsible for the accurate registration of riders and their mounts. The rider registration forms for each team are to be held by the District Chairperson until after the completion of the State Championship Show.
  - g. Each District Chairperson will deliver rider registration forms of their district's division team champions to the State Show Office/Chairperson prior to the start of the State Championship meet. Under no circumstances will the winning teams' rider registrations be returned to the advisor after the regular District season or before the State Championships.
3. Districts reaching twenty teams can be divided into two Districts. Size of teams and number of riders should be considered to warrant splitting the Districts. A committee of the State Chairperson, District Chairperson(s) and District Advisors will decide whether to split or reorganize Districts.
- B.** Provisional Districts may be formed in order to facilitate growth of the association.
- 1. A geographical area with five to nine potential teams, if located too far from existing districts, may request Provisional District status.
  - 2. This status will be granted for two years upon approval by the OIHA Board of Directors. An additional two years of provisional status may be granted if deemed necessary and appropriate by the O.I.H.A. Board of Directors.
  - 3. A Provisional District must hold three meets per season.
- C.** Each District will send their highest scoring large team, medium team, and small team to the OIHA State Meet. These teams will be called District (#) Division 1 Champion, District (#) Division 2 Champion, District (#) Division 3 Champion, and will receive recognition as such at the State Meet.
- D.** Each District Chairperson will be responsible for overseeing that the OIHA Rules and Regulations are followed in their District. Failure to do so shall result in sanctions imposed upon the District/Regional Chairpersons by the Executive Board.

### **Article IX – Organization of Teams**

A High School Equestrian Team shall consist of students in the 9<sup>th</sup> through 12<sup>th</sup> grade, attending one (1) educational institution, interested in participating in OIHA, and led by a registered adult advisor. The advisor shall register the entire high school team (riders and mounts) with the District Chair two (2) week prior to fall competition. High school transfer students may register late as a hardship clause subject to approval of the District Chairperson. Individual registration must include a completed horse registration form, a picture of each horse, a completed waiver of liability form, completed medical form, and payment of the required fee.

- A.** 9<sup>th</sup> Grade junior high school students must participate with the high school they will be attending.



## **OHIO INTERSCHOLASTIC HORSEMANSHIP ASSOCIATION**

- B.** Students enrolled in home schooling may compete on the team of the public school serving the area of their legal residence.
- C.** Riders in a school district without a team may file a request with the Board of Directors to join an organized team. Once a rider has established with an organized team he/she must remain with said team for his or her high school duration. Riders may join another team if the team has disbanded.
- D.** Each team having 10 or more riders will be categorized as a Division I team; a team having 5 – 9 riders will be categorized as a Division II team; and a team having 2 – 4 riders will be categorized as a Division III team. This categorization of teams will be done at the time of team registration and will not change for the season, even with the addition of riders. Teams will compete only against teams in the same division as themselves.
- E.** Teams having 15 or more riders may have 2 teams with one of those teams being a Division I team.
- F.** Teams may sign up to fill a total number of class spots (called slots) according to their size.
  - Division I teams will be allowed to sign up for a total of 64 class slots per meet.
  - Division II teams will be allowed to sign up for a total of 42 class slots per meet.
  - Division III teams will be allowed to sign up for a total of 24 class slots per meet.
- G.** In order to fairly distribute the slots within a team, the following guidelines should be used:
  - All team members should fill the same number of slots if possible.
  - If there is a remainder of slots to be filled, slots should be distributed one round at a time by the members from the highest to lowest grade level and alphabetically by last name if needed.
- H.** Each Individual team may add their own Bylaws / Rules in addition to OIHA Bylaws/Rules.

### **Article X – Advisors**

#### **Advisor Requirements and Responsibilities**

- A.** Advisors may be any person(s) 18 and over interested in furthering OIHA's goals. Advisors should be members in good standing in their community.
- B.** Advisor(s) shall further the Association's goals. Advisors are to hold good sportsmanship as one of OIHA's highest goals.
- C.** Advisors shall provide adequate publicity for participation of members in all competition.
- D.** Advisors shall enforce individual school athletic codes when required to do so by school administrators.
- E.** Each advisor/team treasurer is responsible for all financial matters of that team including the submission of the annual Team Financial Report. Individual hardship cases will be reviewed by the Executive Board upon petition by the team advisor involved.
- F.** Advisors shall meet with the judge to discuss judging rules prior to the commencement of the first class at each meet and again before the first timed event class to discuss and clarify rules and regulations. This procedure will be followed at the State Championship Meet with the exception of the meeting before the Timed Events which will be held at the discretion of the District Chairpersons.



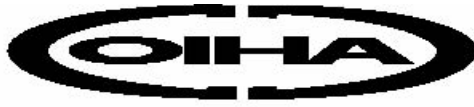
## **OHIO INTERSCHOLASTIC HORSEMANSHIP ASSOCIATION**

- G.** Advisors shall have an option to check over jump and trail class courses prior to commencement of said class.
- H.** Conditions that are unsafe in the ring to riders, horses, and/or spectators are grounds for protest. The collective opinion of the advisors present shall rule.
- I.** In order to protest an event decision or infraction of the rules on the day of a meet, only advisors may register and protest with the Board Chairperson, or designated Meet Chairperson. Protests must be made before the next class is completed. After awarding a class, the Board Chairperson, or designated Meet Chairperson, notifies the judge through the ringmaster of the grievance. The Advisor has the right to protest if any of the rules have not been followed according to the OIHA rulebook. Otherwise, the judge's decision is final.
- J.** Any new volunteer will be required to be finger printed. Report being turned into District Chair and State Secretary. Everyone existing will be required every three years. August 17<sup>th</sup> being the deadline.
- K.** Annual Financial Report – Each team advisor will submit an annual team financial report, covering income and expenditures from January 1<sup>st</sup> through December 31<sup>st</sup> and year end balance, to their District Chairperson prior to the annual winter meeting of the next year. The State Financial Report may be used as an example for these reports.

### **Article XI – Riders and Mounts**

The riders participating shall know and abide by the following rules and regulations of the OIHA and by their Advisor's directions and decisions.

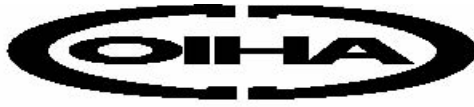
- A.** Riders shall be limited to two (2) mounts per season, registered with the OIHA, on the registration form provided by the association (See Appendix for an example). This registration form must be completed before a rider can participate in a meet.
  - 1.** Mounts may be shared only by members of an immediate family and may be owned or leased by that family for use.
  - 2.** Mounts becoming unfit for competition as substantiated by a veterinarian certificate may be replaced. This certificate and the new horse's registration form must be filed with a Board member before the replacement mount can be used in competition.
- B.** Transportation is the responsibility of the team member.
- C.** Only mares and geldings are allowed. Stallions, ridglings, or cryptochids are not permitted.
- D.** Participation:
  - 1.** A rider cannot participate more than once in any event (class).
  - 2.** A horse cannot participate more than once in any event (class).
  - 3.** A rider must participate in at least one meet in order to join as a rider.
  - 4.** In order to compete in the State Championship, a rider and either registered mount(s) must have competed in at least one meet during the regular District season. This registered pair would then be eligible for the State Championship. There will be no substitution of mounts between the regular District season and the State Championship except as set forth in Article XI, 2.
- E.** Conduct of Riders:



## OHIO INTERSCHOLASTIC HORSEMANSHIP ASSOCIATION

1. No registered rider is allowed to use alcoholic beverages, smoking materials, illegal drugs, foul language, or exhibit unsportsmanlike conduct on the grounds at any OIHA sponsored event. If a participant is caught using alcoholic beverages, smoking materials, illegal drugs, or behaving in an unsportsmanlike manner at any OIHA sponsored event, he or she will be eliminated from all OIHA participation for the rest of the season. If at least two (2) people witness an infraction, it should be taken immediately to the appropriate coach/advisor for action.
  2. No registered rider is allowed to use any kind of electrical transmitting devices in the ring during OIHA competition.
- F. Conduct of Parents and Guest(s) of Riders:**  
Those parents and guests of each rider shall conduct themselves in an appropriate adult manner while attending OIHA sponsored events. Inappropriate conduct may be cause for disqualification of their rider for one or all events of the day. Such determinations shall be the responsibility of the District Chairperson at OIHA meets and the Executive Board during the State Championship.
- G. Failure to abide by the rules and regulations of the OIHA will lead to any or all of the following:**
1. Loss of points for rider and/or team.
  2. Disqualification for rider and/or team.
  3. Suspension of rider and/or team.
  4. Expulsion from OIHA.
- H. Horses ridden in OIHA competition must be serviceably sound. This means that the registered horse must not show evidence of lameness, broken wind, or any other signs of unsoundness. If the soundness of a horse registered with the OIHA is in question, a veterinarian's certificate of soundness may be required to establish eligibility for use in competition.**
- I. If questions, other than protest, arise from a rider, parent, or legal guardian in regard to OIHA; they should be directed to the registered adult advisor for the team. If they are not satisfied with the advisor's response, then they may contact District Chairperson, and from there the OIHA Executive Board for decision, as deemed necessary by the Executive Board. All communications must be in writing. Copies of all correspondence must be sent to all parties involved by the complainant, in writing via registered mail.**
- J. All participants, advisors, and at least one parent/legal guardian of each participant will verify with their signatures that they have read these rules as well as the rules for showing in the ring. These signatures will be kept on file. They will be a part of the required registration form.**
- K. When an individual is told they have been disqualified by the judge or announcer, he or she must exit the arena immediately. He or she is not permitted to continue his/her run or pattern to school the horse.**
- L. Only the registered rider of a horse may ride it on the grounds during the competition.**

### Article XII – State Championship



## **OHIO INTERSCHOLASTIC HORSEMANSHIP ASSOCIATION**

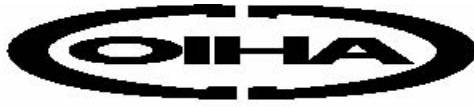
OIHA will hold a State Championship Meet. The teams qualifying to attend the State Championship Meet will be competing for the OIHA Division I, Division II, and Division III State Championship/Reserve Championship awards.

- A.** The State championship meet will be conducted exactly as the regular season meets. All teams selected to compete will begin the State Championship Meet with zero points (no cumulative season points will be counted).
- B.** Awarding of State Championship titles will be done after the completion of Class 17 and the scores are tallied.
- C.** The State Championship meet location shall be approved by a majority vote of OIHA.
- D.** Electric timers, with at least one back-up timer present, will be mandatory for contesting classes at all Regional/State Championship meets. The back-up timer(s) will be used only when the electric timers fail. The number of back-up timers will be determined by the Regional/State Championship Show Chairperson prior to the start of the meet barring any unforeseen natural disasters.
- E.** Protests must be in writing and received by the show office prior to the commencement of the next class in your division. Any protests submitted at the State Championship Meet must be accompanied by a fee of \$10.00.
- F.** This fee will be refunded if the protest is found to be valid.
- G.** Timed tack changes are not enforced at the OIHA State Championship Meet, unless deemed necessary by the Executive Board.
- H.** If any meet is a multiple Judged show, points will awarded per judge.
- I.** The State Championship Meet will have two judges. One for the main arena and one for trail and western riding/reining.

### **Article XIII – Investigation of Rule Infractions**

Suspected rule infractions are to be treated through the formal protest procedure to qualify for an investigation. Once a suspected rule infraction has been filed as a formal protest the investigation will be handled as follows:

- A.** The investigation will be handled by either the District Chairperson at a District Meet or by the Executive Board at the OIHA State Championship.
- B.** The District Chairperson or the Executive Board will notify the advisor of the team with the suspected rule infraction. Team member(s) and/or parent(s) will not be approached without the advisor being present.
- C.** The District Chairperson or the Executive Board will approach the investigation with an open mind and will treat the accused team or individual as innocent until proven guilty and will handle the investigation accordingly.
- D.** The District Chairperson or Executive Board will complete the evaluation in a timely fashion prior to the final placing of the teams involved in that particular meet and will make a determination based on their findings.

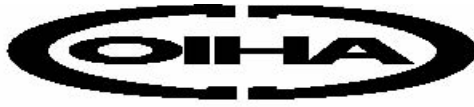


## OHIO INTERSCHOLASTIC HORSEMANSHIP ASSOCIATION

- E. Once the District Chairperson or Executive Board has made a determination, they should handle it accordingly. Therefore, if the suspected team or individual is guilty, the District Officers or the Executive Board will take the appropriate disciplinary action. Likewise, if the accused team or individual is not proven guilty, they should be treated as innocent.
- F. The District Chairperson or the Executive Board will close the matter by making a general announcement of their findings and the action being taken. The announcement should be along the following lines:
  - 1. In the case of a guilty team/individual – “The District Chairperson or the Executive Board have received a formal protest from (state Advisors name, division and Team) of the suspected rule infractions (state the rule infraction) by the team (state the team). After a thorough investigation, we have found them guilty of the charge(s) brought against them. As a result, the following disciplinary action has been taken (state the action taken).”
  - 2. In the case of an innocent team/individual – “The District Officers or the Executive Board have received a formal protest from (state Advisors name, division and Team) of the suspected rule infractions (state the rule infraction) by the team (state the team). After a thorough investigation, we have found the charges to be without merit. As far as we are concerned, this claim warrants no additional investigation and we expect everyone to treat this as a closed matter.”

### Article XIV – Disciplinary Procedure

- A. Any member may be disciplined, suspended, or expelled from the OIHA when it has been established by satisfactory evidence that such member has violated the Purpose (Article II of OIHA Constitution), Goals (Article III of OIHA Constitution) Membership (Article IV of OIHA Constitution) or has violated the By-Laws or Rules and Regulation of OIHA.
- B. The Executive Board shall have sole authority to investigate possible or alleged violations of the Constitution By-Laws or Rules and Regulations of OIHA.
  - Note** – In order for a complaint, other than one that can be verified by credible testing, to be considered for investigation, it must be in writing, signed and dated. The individual(s) filing the complaint must follow current procedure (Article XI, J) and be prepared for full disclosure of the complaint to the party(s) concerned in the complaint and must be prepared to appear at a hearing as deemed necessary.
- C. When it is determined that there is sufficient cause for a hearing, the person charged shall be given no less than ten (10) days notice of a time and place for hearing such allegations by the Executive Board at which time and place he/she shall have the opportunity to be heard and to present evidence on his/her own behalf as well as to hear and receive evidence.
  - Note** – The Executive Board Officers shall make its decision and action within (10) days of the hearing. (The decision and action of the Executive Board shall be final and binding on all parties with affirmation of the Executive Board.



## **OHIO INTERSCHOLASTIC HORSEMANSHIP ASSOCIATION**

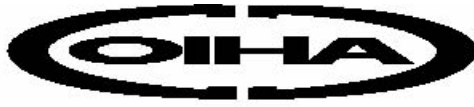
- D.** In regard to any violation of Article III of the Constitution of OIHA, as a part of its disciplinary action, the Executive Board may revoke participation privileges in all OIHA approved events for definite or an indefinite period.
- E.** Pending final hearing by the Executive Board, the Board may, by giving written notice of their action:
  - 1. Temporarily suspend such member to the effect of which shall be to deny him/her further OIHA privileges until the Executive Board Officers can hear the matter and take the appropriate disciplinary action.
  - 2. If the Executive Board exercises their discretion prior to the date set for the hearing, the date for the hearing set before the Executive Board shall not be later than (20) days after the Executive Board Officers exercises their power pursuant to this Section.
- F.** On or after such time as any person has been denied participation privileges in OIHA approved events, but that their membership privileges are not affected, the following restrictions shall apply:
  - 1. The person shall not be eligible to participate in any OIHA approved event.
  - 2. That person shall not be eligible to officiate at any OIHA approved event.
  - 3. During the period of denial of OIHA privileges, failure to comply with these Restrictions is further grounds for disciplinary action.
- G.** On or after such time as any person has been suspended, expelled or denied further OIHA privileges, in addition to other provisions of this rulebook or policy of the OIHA, the following restrictions shall apply:
  - 1. That person shall not participate in any OIHA approved event.
  - 2. That person shall not be eligible to officiate at any OIHA approved event.
- H.** During the period of expulsion, suspension, or denial of OIHA privileges, failure to comply with these restrictions and any other expressed conditions or restrictions of said disciplinary actions may constitute grounds for further disciplinary action.
- I.** When a member is disciplined, suspended, or expelled, or a non-member is denied membership privileges, or when a member is temporarily suspended by the Executive Board, pending hearing, the name and address of such member or non-member may be published and/or announced in the next notice of meeting of the Board of Directors.

## **Rules and Regulations Governing Showing a Horse in the Ring**

### **I. Introduction**

Showing a horse is an art and should be considered as such by the showman/woman and the judge alike. Proper showing demonstrates the pride the showman/woman has in the animal being exhibited. This pride is shown by the condition and appearance of the horse and by the actions of the exhibitor and the horse in the show ring. There should be evidence of training to indicate the formation of a coordinated team.





## OHIO INTERSCHOLASTIC HORSEMANSHIP ASSOCIATION

The OIHA advocates the use of different breeds, and while there are general standards, judges should recognize the show competence that follows the standards for the breed being shown. Judges are expected to be familiar with all breed standards and judge on the ability of the showman/woman to show his or her breed. Gaited horses must specify on registration form whether they are 2-gaited or 3-gaited. They must retain that status throughout the entire season.

Technical points and minor infractions of rules should not be over-emphasized to the extent that they outweigh an effective job of presenting a clean, well-conditioned, trained animal.

Any issue or question not addressed specifically in the OIHA rules will be answered by referring to the Uniform Rules for 4-H Horse Shows published by the Ohio State University Extension.

## II. Showmanship and Fitting

**Note:** Conformation of the horse is not judged since the horse is considered a means of displaying the abilities of the showman/woman.

### A. Appearance of the Horse

1. Condition and Thriftiness
  - a. Smooth, glossy coat
  - b. Displays alertness and vigor
  - c. A loose, pliable skin that is clean and healthy with fine, smooth, glossy hair is demonstrated. It is understandable and acceptable that horses may be growing winter coats during the fall.
  - d. Evidence of a correct balance in nutrition, care, and exercise.
  - e. Excess fat or a thin, unthrifty condition is objectionable.
2. Grooming
  - a. Clean, well brushed coat. Dust, dandruff, and stains are objectionable.
  - b. Areas around the eyes, ears, muzzle, nostrils, between the legs, and around the tail must be clean.
  - c. Mane and tail trimming should conform to breed standards. If not trimmed, the mane and tail must be clean and free of snarls. The mane should be trained properly to fall on the side of the neck. In Hunt Seat Showmanship, if you braid the tail, you must braid the mane. If the horse has a roached mane, do not braid the tail. Braiding of the mane only is acceptable. Braiding is optional, and the judge is not to take preference.
  - d. Feet should be clean and the hooves properly trimmed. Hoof dressing is permitted, but it will not place over hooves cleaned and polished in a natural state.
  - e. If the feet are shod, the shoes must fit and should not show undue wear.
3. Tack
  - a. Neat, clean, and properly adjusted.
  - b. Should compliment, not detract from the horse.
  - c. Horses shown in Western Showmanship are to be shown in a halter. Both nylon and leather show halters are permissible. No whips are allowed in Western or Hunt Seat Showmanship. Hunt Seat Showmanship horses may be shown in either a hunt seat

Revised on 08/08/2017



## OHIO INTERSCHOLASTIC HORSEMANSHIP ASSOCIATION

bridle or a dressage bridle. Saddle Seat Showmanship horses may be shown in a show halter, a full bridle (Weymouth or snaffle) with or without the snaffle, or a Pelham bridle with or without the snaffle rein. If the snaffle rein has not been removed, it should be placed over the horse's withers. The horse is led and presented with the curb rein only. All show halters, regardless of the class the horse is being shown in, must have a throat latch and be acceptable to breed standards.

- d. The use of a chain lead, with chain under the horse's jaw or over the horse's nose, shall be permitted.

### **B. Showing the Horse**

#### 1. Ring Department

- a. The exhibitor should be ready when the class is called and entering the ring in a brisk, alert manner. The exhibitor is to follow the instructions given by the ring steward, judge, or as posted on the pattern.
- b. Patterns will be provided by the Pattern Committee and all are in OIHA handbook.
- c. Exhibitors should remain attentive for any instructions from the ring steward or judge.
- d. Showmanship is practiced from the time of entry into the ring until the exhibitor retires from the ring after the class is completed.

#### 2. Actions

- a. Manners and actions in handling the horse reflect the time and effort spent in training. The actions of the horse indicate willing response to the handler.
- b. The exhibitor works calmly and quietly in the class.
- c. Showman/woman and horse work as a team. The horse responds to the slightest signals.
- d. Exhibitor stays alert and quick to respond to requests from the judge or steward.
- e. Actions do not draw attention from the horse to the exhibitor.
- f. The exhibitor should show the horse to its best advantage during the period in the ring.

**Note:** Over-showing is objectionable; the showman/woman should not make the horse nervous.

#### 3. Leading

- a. Lead from the left side of the horse with the lead shank held in the right hand about 8 to 12 inches from the halter. Emphasis should be placed on the light control of the horse with a minimum of pressure allowing the horse to hold its head naturally. A loose, flopping lead strap is objectionable. Excess strap is held loosely in the left hand, in a coil, for safety.
- b. The horse should move readily and freely at a walk or trot with a minimum of urging by the exhibitor. The exhibitor should stay in position by the near side of the horse's neck, preferably half way between the horse's head and shoulder. A well-trained horse will move readily at a gait equal to the speed at which the exhibitor is moving.

#### 4. Posing

- a. The horse should set up quickly, as appropriate for the breed and discipline, and move forward or back freely.



## OHIO INTERSCHOLASTIC HORSEMANSHIP ASSOCIATION

- b. It is permissible for the showman/woman to pass between the judge and the horse as the judge moves around the animal. Step quickly and quietly and do not block the judge's view of the animal.
  - c. The horse should be posed by the use of the lead strap or rein and soft voice commands only.
  - d. Stance of the horse should be appropriate to the breed as in Saddle Seat Showmanship.
  - e. Sufficient room should be allowed for safety and courtesy to fellow showmen/women.
- C. The Exhibitor**
- 1. Appearance should be neat and clean.
  - 2. Appropriate clothing includes items will fitted and in good taste. Expensive clothing is not necessary.
  - 3. Attitude should be courteous and attentive. The exhibitor should maintain a sportsmanlike attitude toward officials, parents, and other exhibitors.
- D. All participants are required to wear properly fitted helmets which meet or exceed current ASTM (American Society for Testing and Materials)/SEI (Safety Equipment Institute) standards with the chin harness securely fastened at all times while riding.**

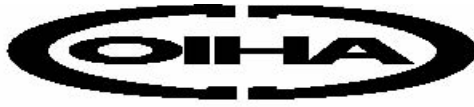
### III. Stock Seat (Western) Classes

#### A. Clothing and Equipment

**Note:** Any infraction of the requirements below will result in disqualification.

- 1. Appointments of the Horse
  - Note:** Western tack and saddle should fit both the horse and the rider.
  - a. Horses six (6) years and older must be ridden with a standard Western bit (with a shank and mouthpiece varying from the straight bar to a full spade, joints permitted, with one (1) hand for reining).
  - b. Horses five (5) years and younger have the option of using a standard bit (with one hand for reining), a snaffle (O-ring, D-ring, or Egg butt, without twists, wire, or shanks), or bosal (flat against the jaw of the horse). With a snaffle or bosal, two (2) hands may be used for reining.
  - c. Leather or chain curbs are permissible but must meet the approval of the judge. (and/or Bit Committee) Curb chains must be of the standard flat variety and must lie flat against the jaw of the horse. A bosal should allow for room for approximately three (3) fingers, and a curb strap or chain should be loose enough to allow approximately two (2) fingers to be inserted between it and the horse's chin. Hobbles are optional. Lariats, reatas, and slickers are permitted. Nosebands, hackamore bits, running martingales, tie-downs, and draw reins are prohibited. Skid and splint boots are optional in Western Riding, Western Reining, and Trail but are prohibited in Western Horsemanship and Bareback Equitation. With a snaffle or bosal on a horse five (5) years old or younger, two (2) hands may be used in Western Reining, Western Riding, Bareback Equitation, Western Horsemanship, and Trail. Extenuating circumstances shall be deferred to the judge.

Revised on 08/08/2017

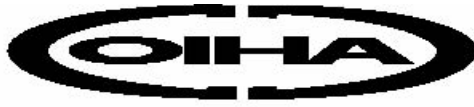


## OHIO INTERSCHOLASTIC HORSEMANSHIP ASSOCIATION

2. Appointments of the Rider
  - a. Rider must wear long-sleeved shirt with collar, pants or trousers, belt, and boots. A one-piece equitation suit is permitted provided it includes a collar.
  - b. Tie, pin, or choker is optional. A vest, jacket, coat, or sweater may also be worn. Chaps, gloves, and spurs are optional.
  - c. Bat and whips are prohibited.
3. General Rules
  - a. Fall of the rider or horse shall disqualify the entry. Rider has fallen when he/she is separated from his/her horse (who has not fallen) in such a way as to necessitate remounting or vaulting into the saddle. Horse has fallen when its shoulder and haunch on the same side touch the ground or touch an obstacle and the ground. Running into a fence during a class is a sign of loss of control and shall be considered cause for disqualification.

### **B. Western Horsemanship**

1. Hands
  - a. Soft hands on reins.
  - b. Neck reins with hand reining straight across on horizontal plane. Use a reasonably loose rein without undo restraint. Arms are in a straight line with body and the one holding the reins bent at the elbow. Only one hand is to be used for reining and hands shall not be changed. Hand to be around reins. End of split reins should be on the same side as the reining hand. It is permissible in this class for the rider to use a finger between reins.
  - c. When using a romal or when ends of split reins are held in the hand not being used for reining, no finger between reins is allowed. The hand not being used for reining should be carried in a relaxed and consistent position. The rider may hold romal or end of split reins to keep them from swinging and to adjust the position of the reins provided it is held at least sixteen (16) inches from the reining hand. Hands are to be above the pommel and as near to it as possible. Hands do not touch saddle or horse.
2. Seat
  - a. Rider should sit in the saddle with legs hanging straight and slightly forward to the stirrups or with knees slightly bent and weight directly over the balls of the feet. In either position, the stirrups should be just short enough to allow heels to be lower than the toes. Body should always appear comfortable, relaxed, and flexible.
  - b. Rider should sit to jog/trot and not post.
3. Mounting and Dismounting
  - a. To mount, take up reins in left hand and then place hand on horse's neck in front of the withers with the end of the reins on the near side. Place left foot in stirrup, grasp saddle horn with right hand, and mount.
  - b. If a romal is used, the end of the reins should be placed on the off-side after mounting. End of split reins should be on the same side as the reining hand. It is permissible in this class for the rider to use a finger between reins.



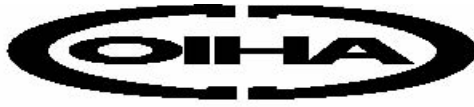
## OHIO INTERSCHOLASTIC HORSEMANSHIP ASSOCIATION

- c. To dismount, reverse the above procedure and step down facing the horse's head. In dismounting and mounting with split reins, it is optional with the rider whether the right rein be left up or taken down. The size of the rider is to be taken into consideration.
4. Suitability
  - a. Rider should fit horse, and the spirit of the horse should be equal to the rider's ability.
  - b. The horse must be serviceably sound.
5. Performance

**Note:** Unsoundness shall not penalize a rider unless it impairs the required performance.

  - a. Results as shown by performance of the horse are not to be considered more important than the method used in obtaining them.
  - b. Horses will be shown according to standards of that specific to its breed.
  - c. One of the following class methods will be selected by the judge in consultation with the Show Chairperson:
    - Rail work only – walk, jog or second gait specific to the breed, and lope or third gait specific to the breed shown in each direction.
    - A pattern will be performed by all exhibitors with only the top exhibitors being called back to do rail work – walk, jog or second gait specific to the breed, and lope or third gait specific to the breed in at least one direction.
    - Rail work – walk, jog or second gait specific to the breed, and lope or third gait specific to the breed in at least one direction followed by one or more of the following patterns or tests of the top exhibitors.
6. Individual Tests that Judges may choose:
  - a. Individual performance on the rail.
  - b. Figure eight at the jog or second gait specific to the breed.
  - c. Figure eight at the lope on the correct lead demonstrating simple change lead or third gait specific to the breed – a change whereby the horse is brought back to the walk or jog or second gait specific to the breed and restarted into a canter on the opposite lead or third gait specific to the breed.
  - d. Lope or third gait specific to the breed and stop.
  - e. Ride without stirrups.
  - f. Mount and dismount.
  - g. Figure eight at the lope on the correct lead demonstrating a flying lead change or third gait specific to the breed.
  - h. Change leads in a straight line down the center of the ring demonstrating simple change of lead or third gait specific to the breed. The judge may ask for counter canter along the rail.
  - i. Ride serpentine at the trot or second gait specific to the breed and/or canter demonstrating simple or flying change of leads or third gait specific to the breed.
  - j. Execute 360 degree turn.
  - k. Roll backs.
  - l. Answer questions the judge may ask. It is recommended that identical questions be asked of each rider. An example would be each of tack, anatomy, and equitation.
  - m. Back.

Revised on 08/08/2017



## OHIO INTERSCHOLASTIC HORSEMANSHIP ASSOCIATION

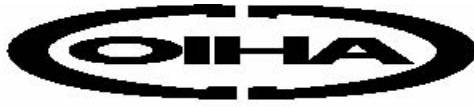
### C. Bareback Equitation

1. To be judged the same as Western Horsemanship except there will not be a saddle or pad of any kind. Work-offs in all bareback classes are optional.

### D. Western Riding

**Note:** Pattern is shown in the Appendix section of this rule book. The arrows on the lines indicate the direction of travel and the types of lines indicate the gait.

1. This class is a combination class that is designed to show characteristics of control and skills used in equitation, reining, and trail classes. Furthermore, it combines the maneuvers needed for a handy working ranch horse and rider. Gaited horses possessing the versatility of a ranch horse and can walk, trot, gait, and canter shall not be excluded from these classes and may perform as a ranch horse. Horse may walk, trot, gait, and must canter/lope.
2. The horse and rider should maintain an even cadence of gait and change leads precisely and easily, front and rear simultaneously, at the center point between markers as indicated by the slashes on the pattern. The horse should cross the log at the jog/show gait and lope without breaking gait or radically changing stride.
3. Tack, attire, and method of handling the reins are the same as for western horsemanship. Protective boots are allowed.
4. The Western Riding Pattern is given in the appendix. Additional details of the pattern are as follows:
  - A. The arrows on the lines indicate the direction of travel, and the type of line indicates gait.
  - B. The log should be at least eight feet long and be laid on the ground.
  - C. The markers should be pylons. In the two rows of five markers, the markers are separated by an equal distance of 30 to 50 feet. All pylons should be at least 15 feet from the arena fence, and the width of the pattern should be 50 to 80 feet.
  - D. After stopping and backing at least 10 feet at the end of the pattern, the rider is excused to exit the arena.
5. Scoring is on a basis of 0 to 100, with 70 indicating an average performance. Each rider begins with a 70 score and has points added for excellence or deducted for poor performance for each maneuver.
  - A. Scoring guidelines to be considered: Points are added or subtracted for the maneuvers on the following basis: Minus 1½ = extremely poor, -1 = very poor, -1/2 = poor, 0 = correct, +1/2 = good, +1 = very good, +1½ = excellent. Maneuver scores are to be determined independently of penalty points. The 12 maneuvers are listed with the pattern.
  - B. Penalty points are given for each occurrence.
    1. Five (5) points
      - a. Out of lead beyond the next designated change area (failure to change, including cross-cantering). Two consecutive failures to change leads would result in two five (5) –point penalties.
      - b. Blatant disobedience such as kicking out, bucking, or biting.
    2. Three (3) points



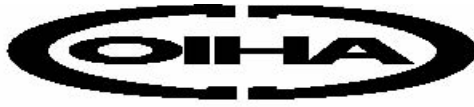
## OHIO INTERSCHOLASTIC HORSEMANSHIP ASSOCIATION

- a. Not performing the specific gait or not stopping within 10 feet of the designated area.
- b. Break of gait at lope.
- c. Simple lead changes.
- d. Failure to change after one stride, but changes before the next designated change area.
- e. Additional lead changes anywhere on pattern.
- f. Break of gait at walk or jog for more than two strides.
3. One (1) point
  - a. Break of gait at walk or jog up to two strides.
  - b. Hitting or rolling the log.
  - c. Failure to change leads for one stride.
  - d. Splitting the log between the two front or two rear feet.
4. One-half (1/2) point
  - a. Tick or light touch of log.
  - b. Hind legs skipping or coming together in the lead change.
  - c. Failure to change leads for one-half to one stride.
5. Disqualified
  - a. Fall to the ground by the horse or the rider.
  - b. Illegal equipment or willful abuse.
  - c. Off course, knocking over markers, or completely missing the log.
  - d. An incomplete pattern, incorrect order of maneuvers, passing on the wrong side of the markers, or extra loops in the pattern
  - e. Missing four or more flying lead changes. A simple change is considered a missed lead.
  - f. Major refusal—backing more than two strides (four steps with the front legs)
6. The following are considered as faults and should be judged accordingly in maneuver scores:
  - a. Opening mouth excessively or raising head on maneuvers.
  - b. Anticipating signals or early lead changes.
  - c. Stumbling.
7. Credits which should be scored in maneuver scores are:
  - a. Simultaneous front and rear changes of leads.
  - b. Lead changes at designated areas.
  - c. Accurate and smooth patterns.
  - d. Even pace throughout.
  - e. Easy to guide and control with rein and leg.
  - f. Good manners and disposition.
  - g. Physical fitness of the horse.
8. The show gait is acceptable for any horses that do not jog.

### E. Western Reining

1. Each contestant will perform the required pattern individually and separately (see Appendix for patterns). Horse shall rein and handle easily, fluently, effortlessly, and with

Revised on 08/08/2017



## OHIO INTERSCHOLASTIC HORSEMANSHIP ASSOCIATION

reasonable speed throughout the pattern. Knocking down of markers will not disqualify but will be judged as a fault. Gaited horses possessing the versatility of a ranch horse and can gait/trot and canter shall not be excluded from these classes and may perform as a ranch horse. Horse must canter/lope.

2. Each horse and rider combination will be judged on the neatness, dispatch, ease, calmness, and speed with which they perform the pattern.
3. Faults against the horse (to be scored accordingly but not to cause disqualification). The judge is to use his/her own method of scoring and judging.
  - a. Opening mouth excessively (when wearing bit).
  - b. Excessive jawing, open mouth, or head-rising on stop.
  - c. Breaking gaits.
  - d. Lack of smooth, straight stop on haunches (bouncing or sideways stop).
  - e. Refusing to change leads.
  - f. Anticipating signals.
  - g. Stumbling.
  - h. Wringing tail.
  - i. Backing sideways.
  - j. Knocking over markers.
4. Faults against the rider
  - a. Changing hands on reins.
  - b. Losing stirrup or holding on.
  - c. Any unnecessary aid given by the rider such as unnecessary talking, petting, spurring, jerking of rein, etc.
  - d. Failure to run double loops within markers and /or roll backs beyond the markers is to be considered a fault and not a disqualification.
5. General rules, reining equipment, and disqualifications
  - a. Chain curbs are permitted but must meet the approval of the judge and must be at least one-half (1/2) inch in width and lie flat against the jaw of the horse. Skid boots and splint boots are allowed. All other Western equipment and clothing rules apply. Chaps are allowed.
  - b. Disqualifications
    - Spurs or romal shall not be used forward of the cinch.
    - Rider's hands shall be clear of the horse and saddle.
    - No hackamores, martingales, nosebands, or tie-downs will be permitted.
    - Off-course or course not completed.
    - Lack of required appointments will be cause for disqualification.

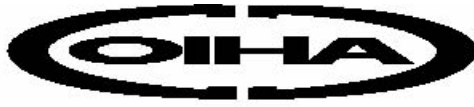
### IV. Saddle Seat Classes

#### A. Clothing and Equipment

1. Appointments of Horse
  - a. Saddle must be a flat English-type.

Revised on 08/08/2017





## OHIO INTERSCHOLASTIC HORSEMANSHIP ASSOCIATION

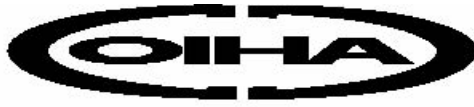
- b. Entries shall be shown in a full bridle (snaffle and curb) or Pelham. Four (4) reins are required on the bridle and no bit converters are permitted. A Racking Horse or Tennessee Walking Horse may be shown in a typical Walking Horse (curb) bridle. A curb strap or chain should be adjusted so that approximately two (2) fingers can be inserted between it and the horse's chin.
  - c. Martingales and tie-downs are prohibited. Forward-seat, Dressage, Western, and Side Saddles are prohibited.
  2. Appointments of Rider
    - a. Exhibitors and judges should bear in mind that at all times entries are being judged on ability. However, neatness is the first requisite regarding a rider's attire and the following requirements are based on tradition and general present-day customs. Judges must eliminate those competitors who do not conform. The outfit must be all one solid color or pinstripe or pants and jacket must be identical. A dress shirt (button-down collar or collar bar preferred), tie must be worn.
    - b. Spurs are optional but must be of the English type. Only a standard equitation whip not to exceed thirty-six (36) inches may be carried.
  3. Any infraction of the above will result in disqualification.
  4. General Rules
    - a. Fall of the rider or horse shall disqualify the entry. Rider has fallen when he/she is separated from his/her horse that has not fallen in such a way as to necessitate remounting or vaulting into the saddle. Horse has fallen when its shoulder and haunch on the same side touch the ground or touch an obstacle and the ground. Running into a fence during a class is a sign of loss of control and shall be considered as cause for disqualification.
- B. Saddle Seat Equitation**
1. Hands
    - a. Hands should be held in an easy position, neither perpendicular nor horizontal to the saddle and should show sympathy, adaptability, and control. The height the hands are held above the horse's withers is a matter of how and where the horse carries its head.
    - b. The method of holding the reins is optional except that both hands shall be used and all reins must be picked up at one time. Bight of rein should be on the off side.
  2. Basic Position
    - a. To obtain the proper position, the rider shall place him or herself comfortably in the saddle and find his/her center of gravity by sitting with a slight bend at the knees but without use of irons.
    - b. While in this position, adjust the leathers to fit. Irons should be placed under the ball of the foot (not toe or "home") with even pressure on entire width of sole and center of iron. Foot position should be natural. Toes should not turn in causing cocked ankles or out. However, in a natural foot position, the toes may turn out at a very light fifteen (15) degree angle. A vertical line drawn from the rider's shoulder downward ideally passes through the shoulders, hips, and heels.
  3. Suitability of Rider to fit Horse
    - a. Manners should equal rider's ability.

Revised on 08/08/2017



## OHIO INTERSCHOLASTIC HORSEMANSHIP ASSOCIATION

- b. Judges should note that the required equitation seat should in no way be exaggerated but should be thoroughly efficient and comfortable. In Saddle Seat equitation classes, riders should convey the impression of effective and easy control. The ideal is a rider who presents his/her horse and show him or her self to the best advantage. The picture as a whole is of major importance.
4. Position in Motion
  - a. Horse will be shown according to standards of that specific to its breed.
  - b. Walk – slight motion in saddle.
  - c. Trot/ or second gait specific to the breed – slight elevation in saddle, hips under body at post, and not swinging forward or backward. Motion should be fluid and timed with the horse’s stride, not a mechanical up-and-down (no posting at the second gait).
  - d. Canter/ or third gait specific to the breed – close seat, going with horse, not pumping.
5. Performance of the Horse
  - a. Horses in Saddle Seat classes are presented in a highly collected and animated fashion. The rider of a brilliant horse should not be penalized because the horse does not appear to give a pleasure ride consistent with the judge’s personal preference (many Saddle Seat equitation horses are not pleasure horses).
  - b. The horse’s performance, however, should be equal to the rider’s ability for effective control. An infraction or misbehavior of the part of the horse should be noted in relation to the effectiveness of the method used by the rider to handle the situation. Good timing and judgment should be recognized (infractions of the horse caused by the rider should of course be penalized).
6. Performance
  - a. Walk, trot or second gait specific to the breed, and canter or third gait specific to the breed both ways of the ring.
  - b. The order to reverse may be executed by turning either toward or away from the rail.
  - c. Light contact with the horse’s mouth is required. Hand and leg aids should be subtle and quiet.
  - d. Riders may be asked to perform individual tests or patterns.
7. Individual Tests/Patterns Judges May Choose
  - a. Address reins.
  - b. Back.
  - c. Individual performance on rail, both ways of the ring.
  - d. Figure eight at a trot or second gait specific to the breed demonstrating change of diagonals. At left diagonal, rider should be sitting the saddle when the left front leg is on the ground. At right diagonal, rider should be sitting the saddle when the right front leg is on the ground. When circling clockwise, the rider should be on the left diagonal. When circling, counter-clockwise, the rider should be on the right diagonal.
  - e. Figure eight at a canter or third gait specific to the breed. Full stop compulsory one each change of lead with the gait change commenced in the center of the two circles so that one lead change is shown. Gaited horses that do not canter in breed will not be required to do lead change, but will perform third gait specific to the breed.



## OHIO INTERSCHOLASTIC HORSEMANSHIP ASSOCIATION

- f. Change leads down the center of the ring, stopping at each change. Gaited horses that do not canter in breed will not be required to do lead change, but will perform third gait specific to the breed.
- g. Answer questions that the judge may ask.
- h. Serpentine at the trot or second gait specific to the breed changing diagonal and/or at a canter demonstrating simple or flying change of leads. Gaited horses that do not canter in breed will not be required to do lead change, but will perform third gait specific to the breed. The rider should perform a series of left and right half-circle equal in size along a straight line (usually the center line). When the rider crosses the line, the horse should be at a parallel to that line for one stride before curving into the next half-circle.

### C. Saddle Seat Bareback Equitation

- a. All rules and specifications for Saddle Seat Equitation should also apply to Saddle Seat Bareback classes with the exception of those that deal with the saddle. Work-offs in all bareback classes is optional.

### D. Saddle Seat Pattern

**Note:** Patterns are shown in the Appendix section of this rule book.

- 1. Patterns for each meet are to be determined annually by the Board of Directors from a suggested list.

**Note:** An example can be found in the Appendix section of this rule book.

- 2. A reader shall be permitted to read for the rider. The pattern shall be read only once and not repeated.

## V. Hunt Seat Classes

### A. Clothing and Equipment

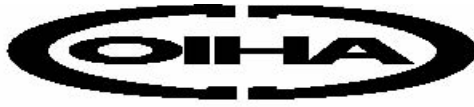
- 1. Appointments of the Horse

**Note:** Any infraction of the following will result in disqualification.

- a. Hunt Seat saddles are to be of the hunting or forward seat type. Dressage saddles are permitted.
- b. Martingales are prohibited in flat classes. A standing or running martingale may be worn in the equitation over fences class. Breastplates are permitted but not required.
- c. Only regulation snaffles, pelhams, kimberwickes, and full (curb and snaffle bit) bridles will be allowed. Only hunt seat bridles and dressage style bridles are permitted. A cavesson, or drop nose band, is required. Colored brow bands or colored nose bands are prohibited.
- d. Stirrup pads are permitted.
- e. The use of a fitted saddle pad is recommended.
- f. Crops must be of the regular Hunt Seat type if used.
- g. Bell and splint boots are allowed in Equitation Over Fences class only.
- h. Wraps are prohibited.

- 2. Appointments of the Rider

Revised on 08/08/2017



## OHIO INTERSCHOLASTIC HORSEMANSHIP ASSOCIATION

**Note:** Any infraction of the following will result in disqualification.

- a. Hunt coats and hunt caps must be in conservative colors. Red coats are prohibited. Breeches should be of standard conservative colors (no blue jeans or white breeches). Dress, field, or paddock shoes/boots in black or brown. Exhibitors must wear one of the following: English stock shirt with stock tie, ratcatcher tie or choker, dress shirt with dress tie or turtleneck. Crop or hunt type bat are permissible in all classes. Spurs are optional but must be of the English type with no rowels.

### 3. General Rules

- a. Fall of the horse or rider shall disqualify the entry. Rider has fallen when he/she is separated from his/her horse (that has not fallen) in such a way as to necessitate remounting or vaulting into the saddle. Horse has fallen when its shoulder and haunch on the same side touch the ground or touch an obstacle and the ground. Running into the fence during a class is a sign of loss of control and shall also be considered as cause for disqualification.

## B. Hunt Seat Equitation

### 1. Position

- a. The method of holding the reins should be consistent with the type of equipment used. However, all reins must be picked up at the same time.
- b. The basic position of the rider:
  - The eyes should be up and shoulders back.
  - Toes should be out an angle best suited to the rider's conformation.
  - Ankle flexed in, heels down, calf of leg in contact with the horse, and slightly behind the girth.
  - Iron may be either on the toe, on the ball of the foot, or "home".

### 2. Suitability of Rider to fit the Horse

- a. Manners should be equal to the rider's ability.
- b. Unsoundness shall not penalize a rider unless it is sufficiently severe to impair the required performance. In such cases, the imposition of a penalty is at the judge's discretion.

### 3. Seat and Hands

- a. Rider should have a workmanlike appearance. Seat and hands should be light and supple conveying the impression of complete control should any emergency arise.
- b. Hands should be over and in front of the horses withers with knuckles thirty (30) degrees inside the vertical. Hands should be slightly apart and making a straight line from the horse's mouth to the rider's elbow. Method of holding the reins is optional.

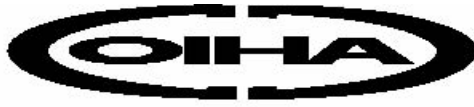
### 4. Position in Motion

- a. Walk and Sitting Trot – body should be vertical.
- b. Posting Trot – body should be inclined forward.
- c. Canter – body should be in a position halfway between the posting trot position and the walk position.
- d. Galloping and Jumping – body should be in the same position as the posting trot.

### 5. Performance

- a. Light contact with the horse's mouth is required.

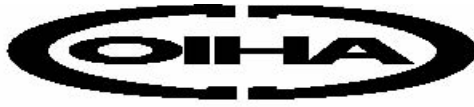
Revised on 08/08/2017



## OHIO INTERSCHOLASTIC HORSEMANSHIP ASSOCIATION

- b. The order to reverse may be executed by turning either toward or away from the rail.
- c. One of the following class methods will be selected by the judge in consultation with the show chairperson:
  - Rail work only – walk, trot, and canter in each direction.
  - Rail work – walk, tot, and canter in at least one direction followed by a pattern or test of the top exhibitors.
  - A pattern is to be performed by all exhibitors with the top exhibitors only being called back to do rail work (walk, trot, and canter) in at least one direction.
6. Individual Tests Judges May Choose
  - a. Back
  - b. Dismount and Mount
  - c. Figure Eight at a trot demonstrating change of diagonals. At left diagonal, rider should be sitting the saddle when the left front leg is on the ground. At right diagonal, rider should be sitting the saddle when the right front leg is on the ground. When circling clockwise, the rider should be on the left diagonal. When circling counter-clockwise, the rider should be on the right diagonal.
  - d. Figure Eight at a canter on the correct lead with a simple change of lead. Gait changes to be commenced in the center of two (2) circles so that one change of lead is shown.
  - e. Ride without Stirrups – stirrups must remain hanging unless otherwise directed by the judge.
  - f. Change of lead down the center of the ring stopping at each change.
  - g. Execute serpentine at a trot changing diagonals and/or at a canter demonstrating simple or flying change of leads. A series of left and right half-circles of the center imaginary line where the correct diagonal or lead change must be shown.
  - h. Answer questions the judge may ask.
  - i. Adjust stirrups and/or girth while in saddle.
  - j. Judge may ask for a counter canter on the rail only.
  - k. Judge may ask for a hand gallop of only eight (8) or less horses at a time. Speed to be adjusted to the size of the ring and control must be maintained.
- C. Hunt Seat Bareback
  1. To be judged the same as Hunt Seat Equitation except there will not be a saddle or pad of any kind. Work-offs in bareback classes is optional.
- D. Equitation Over Fences
  1. Maximum fence height to be three (3) feet with an In and Out set normally at twenty-four (24) feet. Exception – Ponies at 14.2 hands and under will jump at two (2) feet and three (3) inches with the In and Out to be set at twenty-two (22) feet where applicable. Variations in the distance for In and Out jumps as well as jump heights will be at the discretion of the show committee due to changes in arena conditions and variations in horse/pony sizes. The oxers will never be wider than the jump is tall. State Meet fence heights will be determined the State Show Committee.
  2. One practice jump will be set up either inside or outside the ring 30 minutes before the jump class. There will 30 minutes permitted for riders to school the jumps. A coach, trainer, or parent of the rider MUST be present during schooling. Only riders competing

Revised on 08/08/2017



## OHIO INTERSCHOLASTIC HORSEMANSHIP ASSOCIATION

in the Equitation Over Fences class may school over the jumps. If there are not enough horses in this class to warrant the entire 30 minute schooling time, the schooling time is to be decided by the Show Committee.

3. Three (3) refusals, cumulatively, on the course will eliminate the entry. Except for refusals, jumping faults of the horse such as touches and knockdowns are not to be considered unless it is the result of the rider's ability.
4. If a rider is off-course, this will automatically eliminate the ride.
5. If a fall, three (3) refusals, or off-course occurs during a work-off, the entry shall be placed last of all those chosen for a work-off.
6. Gaited horses possessing the versatility of a jumping horse may participate in Equitation Over Fences. Gaited horse will be required to canter in Equitation Over Fences.

### E. Equitation Over Fences Pattern or Course

**Note:** Patterns are shown in the Appendix section of this rule book.

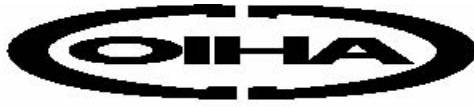
1. Pattern or course will be determined annually by the Board of Directors from the suggested list in the Appendix. Equitation Over Fences courses are required to include obstacles such as a bending line, in-and-out line, or roll back. Each course must incorporate at least of these requirements.
2. Ground poles are required on the approach side of each jump.
3. Any jump over two (2) feet in height is required to use two (2) poles as an obstacle or use fillers such as bales or barrels which might be available at the site.
4. Any variation of obstacles is up to the discretion of host team(s). Should an advisor feel an obstacle to be hazardous to the rider or horse, he/she may protest. The judge's decision as to its change or elimination shall be final (This must be done prior to the start of the class).
5. Riders will be allowed to walk the course before the class begins.
6. It is recommended that the jumps be set at distances of multiples of twelve (12) feet with a minimum of thirty-six (36) feet between jumps – See section D1 (Equitation Over Fences) above for In and Out distance.
7. In the event of a jump that is used more than once on a course is knocked down, the rider must pull up and circle until the jump is reset.
8. Where possible, it is recommended that jumps have wing gates.

## VI. Gymkhana or Contesting Classes

### A. Clothing and Equipment

1. Required: Shirt, pants, and boots must match the seat ridden – Western, Hunt Seat, or Saddle Seat. Shirts will have a minimum sleeve length of four (4) inches and a collar appropriate to the seat ridden. Optional: Spurs, ties, belts, pins, jewelry, chaps, or jackets to match seat ridden are optional. Team apparel may be worn in Games and Contesting classes (but not in Trail) provided the sleeve and collar requirements are met. Hackamores, tie-downs, martingales as well as splint, skid, shin, or bell boots including leg wraps are allowed in Games and Contesting classes.
2. Prohibited: hitting horse/pony with reins, or hitting the horse/pony in front of the cinch with anything including the hands.

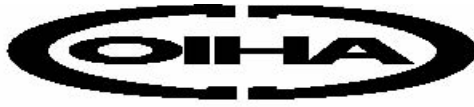
Revised on 08/08/2017



## OHIO INTERSCHOLASTIC HORSEMANSHIP ASSOCIATION

### B. General Rules for all Games and Contesting

1. Fall of the rider or horse shall disqualify the entry. Rider has fallen when he/she is separated from his/her horse (that has not fallen) in such a way as to necessitate remounting or vaulting into the saddle. Horse has fallen when its shoulder and haunch on the same side touch the ground or touch an obstacle and the ground. Fall of the rider or horse shall disqualify the entry when the fall of the horse or rider occurs while being timed. Running into a fence during a class is a sign of loss of control and shall be considered a cause for disqualification.
2. Contesting order should be numerical across all districts. First meet should be low to high numbers, second high to low, and third low to high. State meet will run high to low.
3. Re-rides will only be given in the event of time malfunctions.
4. Rider will be given two minutes to start after his/her number has been called, or he/she will be disqualified.
5. For entry into the arena, the gate person should make sure the judge and timers are set up and ready for the next rider before opening the gate to let the horse and rider enter.
6. The Rider must ride his/her horse into and out of the arena under control. The use of a header to lead the mounted horse to the gate area is allowed.
7. Any horse showing evidence of inhumane treatment will be disqualified.
8. A rider's time will be publicly announced immediately after the ride.
9. Going off-pattern will result in disqualification. Loss of forward progression as in looping back to complete an obstacle is considered off-pattern. Any horse that runs into the wall or fence due to lack of control while in the arena will be disqualified.
10. Spurring or kicking in front of the cinch or girth, excessive spurring, or spurring while the rider's feet are out of the stirrups will be a cause for disqualification.  
**Note:** *Spur or spurring* is defined as a pointed device fastened to the back of a rider's boot or used to urge a horse on with spurs. *Kicking* is defined as to strike out or hit with the foot with nothing attached to the boot. *Excessive* is defined as more than is usual, acceptable, or needed. The rider's feet may not be attached to the stirrups in any way nor may the stirrups be tied down in any way.
11. Once the equipment for contesting classes is set in the arena, no rider is allowed to practice the pattern that is set. Any rider caught doing so will be disqualified from the class that is set up and no substitutions of a rider by an advisor will be allowed.
12. Touching an obstacle to hold it up or to try and reset it is an automatic disqualification.
13. In classes where judges will be required to make a "line call" (Keyhole, Speed and Action, and Two-Person Relay), the horse will be considered disqualified when the hoof touches the line. Pushing the line from inside the mark or the kicking of dirt that may make the line disperse will not be considered a disqualification.
14. Gaited horses possessing the versatility of a Gymkhana or Contesting Horse may participate in these classes. Gaited horse may walk, trot, gait, and canter in these classes.  
**Note:** All riders shall present their mounts for an equipment inspection before the contesting classes begin, and the mounts will be marked by the show committee to verify that they have been checked. Inspection shall include removal of the bit to ensure nothing inhumane or illegal is in use.



## OHIO INTERSCHOLASTIC HORSEMANSHIP ASSOCIATION

15. Whipping is allowed only by the use of a bat, crop, whip or rope and the judge at his discretion, may disqualify a contestant for excessive use of either.

### C. Clover-Leaf Barrel Race

1. Causes for Disqualification
  - a. See General Rules for Games and Contesting.
  - b. Knocking over a barrel on the course shall be a five (5) second penalty.
2. Equipment for Clover-Leaf Barrel Racing
  - a. Three (3) 55-gallon drums.
  - b. If the drums are metal, tires or safety wraps are to be put around the top of each drum.
3. Course Design

The course is depicted the Appendix. The barrels are set in the same pattern as the Flag Race. Riders must start by crossing the timer line. A rider may choose to begin with the left or the right barrel. If beginning with the barrel on the right, the rider will make a right-hand turn around the barrel, run to the left barrel and make a left-hand turn around it, run to barrel #3 and make a left-hand turn around it followed by re-crossing the timer line to stop the timer. The course may also be run going left around the first barrel and right around the next two barrels.

### D. Pole Bending

1. Causes for Disqualification
  - a. See General Rules for Games and Contesting.
  - b. Loss of forward progression such as done by a rider going past a pole that he/she were to weave and then looping back to get around the pole is considered off-pattern.
  - c. Knocking down a pole shall be a five (5) second penalty.
2. Equipment for Pole Bending
  - a. A set of six (6) poles in secure standards of a type that would be approved for use by the NBHA or that is routinely used in 4-H and Open horse shows.
3. Course Design

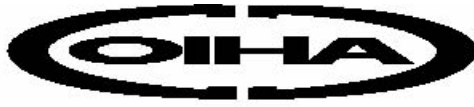
The course and pattern are depicted in the Appendix. Riders must start by crossing the timer line. A rider may choose to start on either the right or left side of the first pole and then run the pattern accordingly. Re-crossing the timer line to stop the timer ends the pattern.

### E. Two-Person Relay Race

1. Causes for Disqualification
  - a. See General Rules for Games and Contesting.
  - b. Each rider may only participate once.
  - c. Each horse/pony may only participate once.
  - d. Horse is hit with the baton.
  - e. Horse knocks over or cuts inside of a barrel.
  - f. Baton is dropped.
  - g. Rider #1 or Rider #2 (or both) go outside of the hand-off zone before the hand-off is completed. Neither rider can leave the hand-off zone and then return.
  - h. Rider #1 circles barrel #3 or goes on into the course after the hand-off.

Revised on 08/08/2017





## OHIO INTERSCHOLASTIC HORSEMANSHIP ASSOCIATION

- i. Rider #2 enters the course before the hand-off.
  2. Equipment for the Two-Person Relay Race
    - a. Four (4) cones or 55-gallon drums.
    - b. Lime or flour.
    - c. Baton measuring two (2) feet long – flexible  $\frac{3}{4}$  inch pressure water hose used in cars.
  3. Course Design

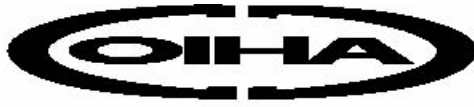
Four (4) barrels or cones are to be set at a minimum of fifteen (15) feet off the arena wall or fence to form a rectangle at the four corners of the arena. The start and finish lines will be in a line from the wall through barrels #1 and #4 to the opposite wall. The hand-off zone will be marked with lime or flour from the arena wall/fence to barrel #2, then from barrel #2 to barrel #3, and back to the wall/fence.
  4. Pattern for the Two-Person Relay Race
    - a. Rider #1 – Must start within twenty-five (25) feet of the starting time line and follow the course past barrel #1 and #2 while carrying the baton in either hand. Upon entering the hand-off zone (the box), Rider #1 must successfully hand off the baton to Rider #2 within the lined off area of the hand-off zone. Method of hand-off is at the riders' discretion.
    - b. Rider #1 must stay in the hand-off zone (the box) after the hand-off and cannot chase the second horse. Rider #1 has a choice of going either direction in the arena.
    - c. Rider #2 – Enters hand-off zone before the start of the race and stands quietly. Rider #2 may take a position anywhere in the hand-off zone. When ready, Rider #2 will signal for Rider #1 to begin the class. After the hand-off, Rider #2 will then continue on around barrel #3 to the timing line at barrel #4 and end the race.
  5. Relay teams must be identified prior to the start of the meet.

### F. Timed Event Patterns

**Note** – There are four (4) timed event patterns: Speed and Action, Keyhole, Flags and New Stakes. Pattern number to be run will be determined annually by the membership from the suggested list.

1. Pattern #1 – Speed and Action
  - a. Course Design/ Rules
    - i. Seven markers are needed. Use four of the markers to form a 12 foot wide by 24 foot long box. Lines are to be made on both of the 24 foot sides as well as the back side of the box using lime or similar substance. The remaining 3 markers are to be placed at 7 foot intervals (from center to center) in a straight line parallel and maximum of 200 feet from the starting line or a minimum of 25 feet back from the furthest rail, allowing for different arena sizes.
    - ii. The horse and rider are to start by running through the box and past the start/finish line. Then continue to the markers 200 feet away, ride through two markers, circling the center marker and returning to the box. (Rider can turn either right or left around the center marker.) The rider must then ride past the start/finish line and stop within the box.
  - b. Cause for Disqualification
    - i. See general rules for Games and Contesting.

Revised on 08/08/2017



## OHIO INTERSCHOLASTIC HORSEMANSHIP ASSOCIATION

- ii. Failure to start/finish between the start/finish markers
  - iii. Knock down any of the seven markers
  - iv. Leaving the finish box before released by the judge.
  - v. Jumping markers, the horse hoof touches the line before being released by the judge.
2. Pattern #2 – Keyhole
- a. Course Design/Rules
    - i. Three (3) poles are to be used in an 8' x 10' triangle. The center end pole is 126' from the timer.
    - ii. The horse and rider run down between the first two poles and around the end pole (either direction) and back out between the first two poles.
    - iii. Poles knocked over are a disqualification.
    - iv. Failure to do a correct pattern is a disqualification.
  - b. Causes for disqualification
    - i. See general rules for Games and Contesting.
    - ii. The horse will be considered disqualified when the hoof touches the line.
    - iii. Turns around in the throat of the keyhole rather than in the circle.
    - iv. Fails to complete the pattern.
3. Pattern #3 - Flag Race
- a. Equipment for the Flag Race Pattern
    - i. Three (3) 55-gallon drums measuring 30 – 35 inches across the top.
    - ii. Two (2) 5-gallon buckets measuring 18 inches high with a 12 inch opening.
    - iii. 3 – 6 inches of sand or suitable soil in each bucket.
    - iv. Two (2) flag sticks of wooden dowelling and measuring 21 inches long and  $\frac{3}{4}$  inches in diameter.
  - b. Course Design

The course is depicted in the Appendix. Pattern size may be modified depending on footing conditions, to be determined by coaches and district chair. Three (3) 55-gallon drums shall be set to form an isosceles triangle. All barrels shall be a minimum of fifteen (15) feet from any fence or wall. Riders have the option of starting with the cone on the left or right. The ring crew must be informed of which side the rider will pick the flag up from before the pattern is started. The ring crew must be clear of the pattern before it is started. The rider crosses the timer line staying to the outside of barrel #1 and there picks up the flag. The rider continues staying on the outside of barrel #2 and rides to barrel #3. Staying on the outside of barrel #3, the rider deposits the flag into the bucket on top of barrel #3 and then re-crosses the timer line to stop the timer. The flag race will be timed from the moment when the horse's first leg crosses the timer line until the horse's first leg re-crosses the timer line upon the return.
  - c. Causes for Disqualification
    - i. See General Rules for Games and Contesting.
    - ii. Failure to pick up the flag on the first pass.
    - iii. Failure to place flag in the bucket so that it stays there on the first pass.



## OHIO INTERSCHOLASTIC HORSEMANSHIP ASSOCIATION

- iv. Hitting any part of the horse's body with the flag or stick.
  - v. Dropping the flag.
  - vi. Knocking over any barrel or knocking the bucket over or off of the barrel.
  - vii. Going off-pattern or off-course.
- Pattern #4 Stakes Race

- i. Two (2) poles are to be used
- ii. The horse and rider run down to the right or left side of the poles to the second pole, making either a right or left-hand turn. The exhibitor shall then run to the first pole and make a turn in the opposite direction. Exhibitors then run back to the second pole and repeat the first turn then run straight back to the start/finish line.
- iii. The exhibitor shall not cross between the two (2) poles before making the first turn or after the third turn.
- iv. Poles knocked over are a disqualification.
- v. Failure to do a correct pattern is a disqualification.

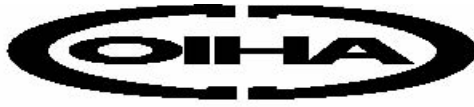
## VII. Trail

### A. Rules

1. There may be a maximum of eight (8) obstacles used in an OIHA trail class that will be chosen from the approved list of obstacles.
2. A rider may make three (3) attempts at each obstacle. If the 3<sup>rd</sup> try is unsuccessful, the rider must proceed on to the next obstacle.
3. A four (4) minute time limit is allowed for the completion of the class. A rider that exceeds the four (4) minute time limit will be excused (but not disqualified) and will be scored on the part of the class that was completed within the time limit.
4. If the majority of advisors present at a meet consider an obstacle dangerous, it will be removed from the class before it starts.
5. If the class is not held in a fenced-in arena, boundary lines must be designated.
6. If the Trail class is set up ahead of time, it must be supervised. Any rider and/or horse on the course before the judging begins will be disqualified from the class and no substitutions of a rider by an advisor will be allowed.
7. Time to start and finish is when the rider crosses a set timing line. Host team(s) will specify if riders are to ride in/out or lead in/out.
8. Gaited horses possessing the versatility of a ranch or trail horse and can walk; trot, gait, and canter shall not be excluded from these classes and may perform as a ranch horse.  
Horse may walk, trot, gait, and must canter.

### B. Approved Obstacles

Revised on 08/08/2017



## OHIO INTERSCHOLASTIC HORSEMANSHIP ASSOCIATION

Obstacles should simulate situations that are encountered on the trail. The “trail course” should remain constant throughout the class.

1. L-Minimum width of five (5) feet with host team designating the pattern.
2. Mailbox.
3. Bridge.
4. Slicker.
5. Jump – Not to exceed sixteen (16) inches and must be a pole.
6. Side-pass over log or “L” on the ground – may be one or both directions.
7. Back through a set of three (3) cones positioned in a triangle in the direction indicated.
8. Canter through cones or other obstacles.
9. Turn on forehand or forelegs inside a chalked or otherwise marked circle.
10. Walk over poles (20” to 24” apart).
11. Back a figure eight around two (2) barrels.
12. Turn on the haunches.
13. Walk-over while mounted with the walk-over at a maximum of twelve (12) inches high.
14. Opening, passing through, and closing of gate.
15. Ground tie horse.
16. Make a 360 degree turn within a square in which the sides are five (5) to six (6) feet long.
17. Dismount and lead horse over any of the approved obstacles. Mount, side of mounting may vary.
18. Lope over poles (not more than 4 poles, 6-7 feet apart)
19. Trot/jog over poles (not more than 4, 36” to 42” apart)